

FY 2022 PHYSICAL PLAN

Department : Department of Trade and Industry (DTI)  
 Agency : Technical Education and Skills Development Authority  
 Operating Unit : <not applicable>  
 Organization Code : 22 009 0100000


Particulars	UACS CODE	Current Year Accomplishments			Physical Target (Budget Year)					Variance	Remarks
		Actual (Jan. 1-Sep. 30, 2021)	Estimate (Oct. 1-Dec. 30, 2021)	Total	Total	1st Quarter	2nd Quarter	3rd Quarter	4th Quarter		
1	2	3	4	5 = 3 +4	6= 7+8+9+10	7	8	9	10	11= 6-5	12
Part A											
I. Organizational Outcome											
OO : Employability increased and/or enhanced	3101000000000000										
TECHNICAL EDUCATION AND SKILLS DEVELOPMENT POLICY PROGRAM											
Outcome Indicator(s)											
1. Percentage of stakeholders who rate policies/plans as good or better		.9989 (1st sem)	0.94	0.969	0.94		0.94		0.94		Study/survey is set to be conducted semi-annually
Output Indicator(s)											
1. Number of National, Regional/Provincial TESD plans formulated/updated		Drafting of Semi- Annual Progress Report ongoing  Annual Report drafted	1 Semi- Annual Progress Report, 1 Annual Progress Report	1 Semi- Annual Progress Report, 1 Annual Progress Report	1 Semi- Annual Progress Report, 1 Annual Progress Report		1 Semi- Annual Progress Report		1 Annual Progress Report		


**Department** : Department of Trade and Industry (DTI)  
**Agency** : Technical Education and Skills Development Authority  
**Operating Unit** : <not applicable>  
**Organization Code** : 22 009 0100000


Particulars	UACS CODE	Current Year Accomplishments			Physical Target (Budget Year)					Variance	Remarks
		Actual (Jan. 1-Sep. 30, 2021)	Estimate (Oct. 1-Dec. 30, 2021)	Total	Total	1st Quarter	2nd Quarter	3rd Quarter	4th Quarter		
1	2	3	4	5 = 3 +4	6 = 7+8+9+10	7	8	9	10	11 = 6-5	12
TECHNICAL EDUCATION AND SKILLS DEVELOPMENT REGULATORY PROGRAM											
Outcome Indicator(s)											
1. Percentage compliance of Technical-Vocational Education and Training (TVET) programs to TESDA, industry, and industry standards and requirements		0.4342	0.4658	0.9	0.85	0.03	0.13	0.23	0.46		
2. Percentage of TVET graduates that undergo assessment for certification		0.5154	0.3446	0.86	0.7	0.7	0.7	0.7	0.7		
3. Percentage of TVET programs with tie-ups to industry		0.6180			0.6	0.05	0.15	0.20	0.20		
Output Indicator(s)											
1. Percentage of registered accredited TVET programs audited		0.55	0.45	1	1	0.04	0.15	0.22	0.59		
2. Percentage of skilled workers issued with certification within 7 days of their application		0.8034	0.0966	0.9	0.9	0.9	0.9	0.9	0.9		
3. Number of consultations, orientations and workshops for development of competency standards/training regulations		191	9	200	200	20	60	60	60		

Department : Department of Trade and Industry (DTI)  
 Agency : Technical Education and Skills Development Authority  
 Operating Unit : <not applicable>  
 Organization Code : 22 009 0100000

Particulars	UACS CODE	Current Year Accomplishments			Physical Target (Budget Year)					Variance	Remarks
		Actual (Jan. 1-Sep. 30, 2021)	Estimate (Oct. 1-Dec. 30, 2021)	Total	Total	1st Quarter	2nd Quarter	3rd Quarter	4th Quarter		
1	2	3	4	5 = 3 +4	6 = 7+8+9+10	7	8	9	10	11 = 6-5	12
TECHNICAL EDUCATION AND SKILLS DEVELOPMENT PROGRAM											
1. Percentage of graduates from technical education and skills development scholarship programs that are employed											
		Ongoing data collection	0.69	0.69	0.6939				0.6939		Conduct of the study will start in the 3rd quarter
Output Indicator(s)											
1. Number of graduates from technical education and skills development scholarship programs											
		60,886			144,705	10,130	36,179	50,649	47,747		
2. Number of training institutions/establishments/assessment centers provided with technical assistance											
		4,740	1,102	5,842	5,842 (4,211 TVIs & 1,631 ACs)	584	2,045	2,337	876		
3. Number of TESDA Technology Institutions graduates											
		202,647			189,886	13,292	47,472	66,460	62,662		

Prepared By / Certified Correct :  
  
 \_\_\_\_\_  
 GUIRITAN, MICHELLE ANNE FERNANDO  
 Planning Officer  
 Date: 11/30/2021

In coordination with / Certified Correct :  
  
 \_\_\_\_\_  
 JUSTIMBASTE, CHARLYN BARBIN  
 Assistant Executive Director  
 Date: 11/30/2021

Approved By :  
  
 \_\_\_\_\_  
 CONSTANTINO, ROSALINA SEBASTIAN  
 Executive Director  
 Date: 11/30/2021